

MODEL 32S Control Panel

Three phase, duplex alternating pump control with override. Simply add the appropriate overload modules.

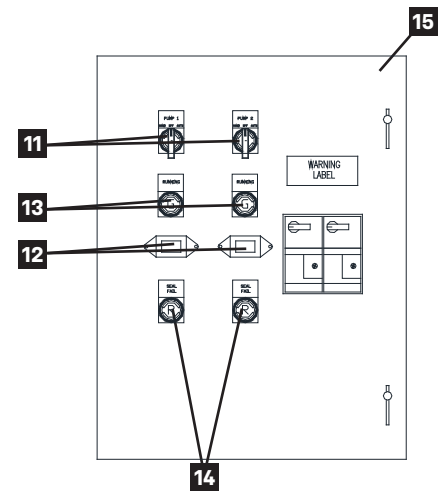
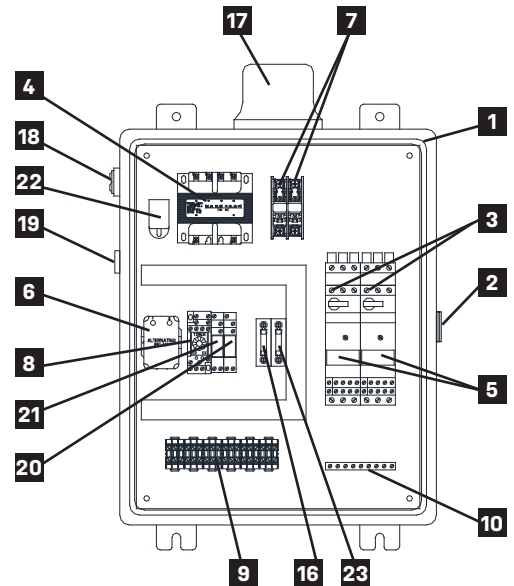
The Model 32S control panel is designed to alternately control two three phase pumps in industrial and commercial water and sewage systems using standard 4 float operation (off, lead start, lag start, high level). The alternating action equalizes pump wear. In addition to alternating pump control, this system provides time delayed override control should either pump fail. This panel also provides seal fail indicators, thermal cutout and elapsed time meters for each pump. If a high water alarm condition occurs, the alarm switch activates the audio/visual alarm system along with auxiliary contacts for remote alarm. Common applications include lift stations, pump chambers, and irrigation systems.

PANEL COMPONENTS

- 1. Enclosure** measures 20"x16"x8" (50.8x40.6x20.3 cm) TYPE 4X stainless steel with mounting feet (for outdoor or indoor use).
- 2. Padlockable Latch** provides added safety.
- 3. IEC HP Rated Motor Starters** perform contactor/circuit-breaker function, up to 32 FLA (requires separate overload modules). Provides location for field wiring of incoming power and pumps.
- 4. Multi-tap Transformer** (208/230/460 VAC primary) provides 120 VAC control/alarm voltage.
- 5. Class 10 Ambient Overload Modules (purchased separately)** provide overload-short circuit, phase failure-phase imbalance and ground fault protection (equipment protection only); accessible through inner door (two overload modules required, field installation required).
- 6. Alternating Relay** provides pump alternation.
- 7. Fuses (primary fuse transformer)** provide over current protection for transformer.
- 8. Timing Relay** provides time delay for lag pump operation.
- 9. Terminal Block** provides location for field wiring of floats, auxiliary alarm contact, seal fail and thermal cutout for each pump.
- 10. Ground Bar** provides location for field wiring ground wires incoming power and pumps.
- 11. Hand/Off/Auto Switches** for manual pump control (mounted on inner door).
- 12. Elapsed Time Meters** provide time monitoring of pump operation (mounted on inner door).
- 13. Green Pump Run Indicator Lights** identify pump called to run condition (mounted on inner door).
- 14. Red Seal Fail Indicator Lights** identify pump seal fail (mounted on inner door).
- 15. Inner Door** provides a degree of safety for panel operation.
- 16. Control Fuse**

STANDARD ALARM PACKAGE

- 17. Red Alarm Beacon** provides 360 degree visual check of alarm condition.
- 18. Alarm Horn** provides audio warning of alarm condition (95 decibel rating).
- 19. Exterior Test/Normal/Silence Switch** allows horn and light to be tested and horn to be silenced in an alarm condition. Alarm automatically resets once alarm condition is cleared.
- 20. Horn Silence Relay** (allows horn to be silenced while alarm condition is still in occurrence).
- 21. Auxiliary Alarm Relay** provides normally open contacts for activation of remote devices during high water condition.
- 22. Alarm Flasher** provides a flashing alarm light during high water alarm condition.
- 23. Alarm Fuse**



Inner Door



FEATURES

- Control panel is UL Listed to meet and/or exceed industry safety standards
- Dual safety certification for the United States and Canada
- Complete with step-by-step installation instructions
- Five-year limited warranty

SEE REVERSE SIDE FOR ORDERING INFORMATION.



SJE RHOMBUS

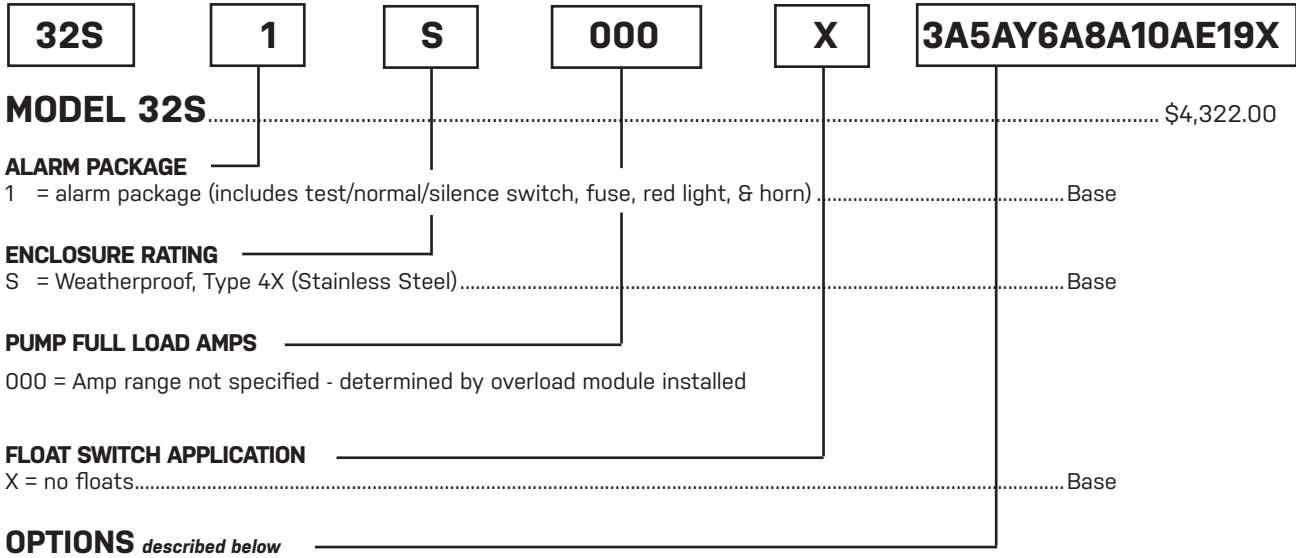
PO Box 1708, Detroit Lakes, MN 56502

1-888-DIAL-SJE • 1-218-847-1317

1-218-847-4617 Fax

email: customer.service@sjeinc.com

www.sjehombus.com **B.45**



CODE DESCRIPTION

- 3A Alarm flasher
- 5A Thermal cutout/heat sensor auto reset (for pumps w/thermal switch leads)
- 5Y Seal failure circuit & red indicator (2 wire)
- 6A Auxiliary alarm contact, form A
- 8A Elapsed time meter
- 10A Aluminum inner swing-out door w/dead front (lights and switches mounted on inner door)
- 10E Padlockable latch
- 19X Door mounted pump run indicator

Part Number	Description	List Price
1037516	32S1S000X3A5AY6A8A10AE19X	\$4,322.00
1033805	OVERLOAD MODULE 1.25 - 5.0 FLA	\$107.00
1023500	OVERLOAD MODULE 4.5 - 18.0 FLA	\$107.00
1033806	OVERLOAD MODULE 8.0 - 32.0 FLA	\$107.00
1036351	LIGHTNING ARRESTOR	\$189.00

Note: Each panel requires two overload modules. Field installation required.

Call or fax your order!
1-888-DIAL-SJE (1-888-342-5753) • Fax 218-847-4617

*Product offering and pricing are subject to change without notice.
 Please visit www.sjrhombus.com for the most current information.*