

SJE PUMPMASTER® SPDT Pump Switch

Mechanically-activated, wide-angle switch designed for direct control of pumps up to 1/2 HP at 120 VAC and 1 HP at 230 VAC.

This mechanically-activated, wide-angle pump switch provides automatic control of pumps in:

- water
- sewage applications

It can be wired to work in either pump down (normally open) or pump up (normally closed) applications.

The SJE PumpMaster® SPDT pump switch is not sensitive to rotation or turbulence allowing it to be used in both calm and turbulent applications.



FEATURES

- Can be wired to work in either pump down (normally open) or pump up (normally closed) applications (Single Pole, Double Throw).
- Heavy-duty contacts.
- Controls pumps up to 1/2 HP at 120 VAC and 1 HP at 230 VAC.
- For direct wiring in 120 or 230 VAC applications.
- Adjustable pumping range of 7 to 36 inches (18 to 91 cm).
- Includes standard mounting clamp and boxed packaging.
- UL Recognized for use in water and sewage.
- CSA Certified.
- Five-year limited warranty.

SPECIFICATIONS

CABLE: flexible 16 gauge, 3 conductor (UL, CSA) SJOW, water-resistant (CPE)

FLOAT: 3.05 inch diameter x 3.56 inch long (7.75 x 9.04 cm) high impact, corrosion resistant, PVC housing for use in sewage and water up to 140°F (60°C)

ELECTRICAL:

120 VAC 50/60Hz Single Phase:

Maximum Pump Running Current:

13 amps

Maximum Pump Starting Current:

85 amps

Recommended Pump HP:

1/2 HP or less

230 VAC 50/60Hz Single Phase:

Maximum Pump Running Current:

13 amps

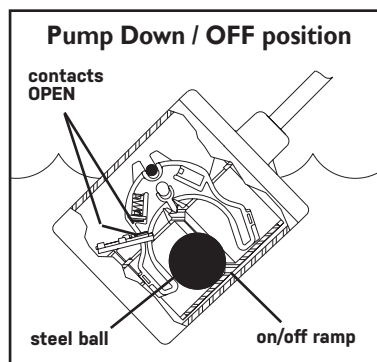
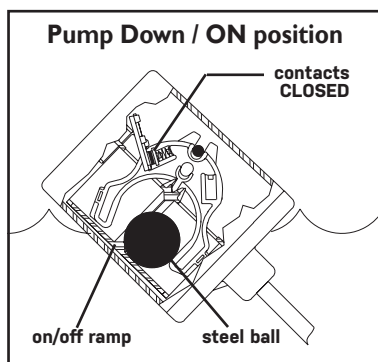
Maximum Pump Starting Current:

85 amps

Recommended Pump HP:

1 HP or less

NOTE: This switch must be used with pumps that provide integral thermal overload protection.



OPTIONS

This switch is available:

- in standard cable lengths of 10, 15, 20, or 30 feet and 3, 5, 6, or 10 meters (longer lengths available).



SJE RHOMBUS

PO Box 1708, Detroit Lakes, MN 56502

1-888-DIAL-SJE • 1-218-847-1317

1-218-847-4617 Fax

email: customer.service@sjeinc.com

www.sjerrhombus.com



SEE REVERSE SIDE FOR ORDERING INFORMATION.

F.7

SJE PUMPMASTER® SPDT Pump Switch

Mechanically-activated, wide-angle switch designed for direct control of pumps up to 1/2 HP at 120 VAC and 1 HP at 230 VAC.

ORDERING INFORMATION

PUMP DOWN OR PUMP UP  		List Price	Shipping Weight
Part#	Description		
1004834	10PMSPDTPC	\$64.68	1.81 lbs.
1004835	10PMSPDTWE	\$73.24	3.05 lbs.
1004836	15PMSPDTPC	\$68.75	2.21 lbs.
1004837	15PMSPDTWE	\$78.57	3.45 lbs.
1004838	20PMSPDTPC	\$72.47	2.61 lbs.
1004839	20PMSPDTWE	\$81.04	3.85 lbs.
1004840	30PMSPDTPC	\$76.35	3.41 lbs.
1004841	30PMSPDTWE	\$89.81	4.65 lbs.

PC = Pipe Clamp WE = Weighted Externally

Can be wired to work in either pump down (normally open) or pump up (normally closed) applications (Single Pole, Double Throw).

NOTE: Descriptions are grouped by cable length measured in feet (10, 15, 20, 30).

OPTIONS

PACKAGING

Boxed - standard
Bagged - optional **Bulk** - optional

ADDITIONAL CABLE

Longer cable lengths available. Please call for details.

UL Recognized for Water & Sewage



SPECIFICATIONS

PUMPING RANGE: 7 to 36 inches (18 cm to 91 cm)

CABLE: flexible 16 gauge, 3 conductor (UL, CSA) SJOW, water-resistant (CPE)

FLOAT: 3.05 inch diameter x 3.56 inch long (7.75 cm x 9.04 cm), high impact, corrosion resistant, PVC housing for use in sewage and water up to 140°F (60°C)

ELECTRICAL:

Voltage 50Hz/60Hz Single Phase	Max. Pump Run Current	Max. Pump Start Current	Recommended Pump HP
120 VAC	13 amps	85 amps	1/2 HP or less
230 VAC	13 amps	85 amps	1 HP or less

NOTE: This switch must be used with pumps that provide integral thermal overload protection.

OTHER INFORMATION

PUMP DOWN is normally open contacts for emptying in water or sewage applications.

PUMP UP is normally closed contacts for filling in water or sewage applications.

DIRECT WIRING

Units used for direct wiring (without plug) may be used in either 120 VAC or 230 VAC applications within specified amp ratings.

Call or fax your order!

1-888-DIAL-SJE (1-888-342-5753) • Fax 218-847-4617

Product offering and pricing are subject to change without notice.
Please visit www.sjerrhombus.com for the most current information.



SJE RHOMBUS

www.sjerrhombus.com
customer.service@sjeinc.com