

SJE AMPMASTER® Pump Switch

Mechanically-activated, wide-angle, 20 amp rated switch designed for direct control of pumps up to 1 1/2 HP at 125 VAC and 3 HP at 250 VAC.

This mechanically-activated, wide-angle, 20 amp rated pump switch provides automatic control of grinder and high head sewage pumps in grinder and lift station applications, as well as septic tank effluent pump (STEP) systems.

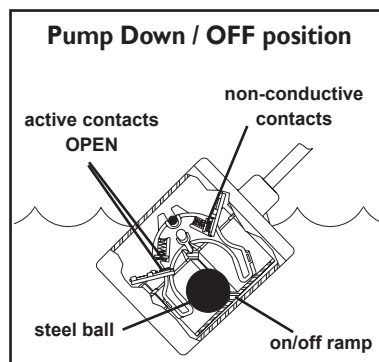
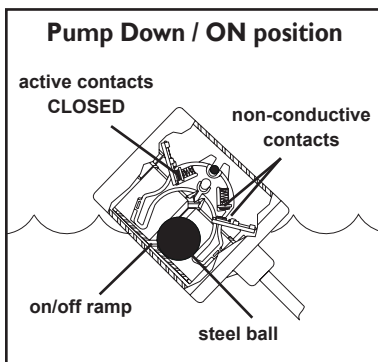
The SJE AmpMaster® pump switch is not sensitive to rotation or turbulence allowing it to be used in both calm and turbulent applications.

It is available for pump down applications only.



FEATURES

- Maximum pump running current of 20 amps.
- Heavy-duty contacts mounted on high-conductivity copper substrates.
- Controls pumps up to 1 1/2 HP at 125 VAC and 3 HP at 250 VAC.
- Second set of non-conductive contacts enhance switch activation.
- For direct wiring in 125 VAC or 250 VAC applications (piggy-back plug model not available).
- Adjustable pumping range of 9 to 24 inches (23 to 61 cm).
- Includes standard mounting clamp and boxed packaging.
- UL Recognized for use in non-potable water and sewage.
- CSA Certified.
- Five-year limited warranty.



OPTIONS

This switch is available:

- in standard cable lengths of 10, 15, 20, or 30 feet and 3, 5, 6, or 10 meters (longer lengths available).

SPECIFICATIONS

CABLE: flexible 12 gauge, 2 conductor (UL, CSA) SJOW, water-resistant (CPE)

FLOAT: 3.05 inch diameter x 3.56 inch long (7.75 x 9.04 cm) high impact, corrosion resistant, PVC housing for use in sewage and non-potable water up to 120°F (50°C)

ELECTRICAL:

125 VAC 50/60Hz Single Phase:

Maximum Pump Running Current:
20 amps

Maximum Pump Starting Current:
120 amps

Recommended Pump HP:
1 1/2 HP or less

250 VAC 50/60Hz Single Phase:

Maximum Pump Running Current:
20 amps

Maximum Pump Starting Current:
120 amps

Recommended Pump HP:
3 HP or less

NOTE: This switch must be used with pumps that provide integral thermal overload protection. Certain pump applications may require the use of an external capacitor start kit.

**SEE BACKSIDE FOR ORDERING INFORMATION.
SEE PRICE BOOK FOR LIST PRICE.**



SJE RHOMBUS

PO Box 1708, Detroit Lakes, MN 56502

1-888-DIAL-SJE • 1-218-847-1317

1-218-847-4617 Fax

email: customer.service@sjerhombus.com


www.sjerhombus.com

F.11

SJE AMPMASTER® Pump Switch

Mechanically-activated, wide-angle, 20 amp rated switch designed for direct control of pumps up to 1 1/2 HP at 125 VAC and 3 HP at 250 VAC.

ORDERING INFORMATION

PUMP DOWN ONLY  without plug only		Shipping Weight
Part Number	Description	
1006310	10AMDWOP	1.79 lbs.
1006311	15AMDWOP	2.27 lbs.
1006312	20AMDWOP	2.72 lbs.
1006313	30AMDWOP	3.12 lbs.

D = Pump Down WOP = With Out Plug

NOTE: Descriptions are grouped by cable length measured in feet (10, 15, 20, 30).
SEE PRICE BOOK FOR LIST PRICE.

OPTIONS

MOUNTING CLAMP is standard - deduct optional

PACKAGING
Boxed - standard
Bagged - optional
Bulk - optional

ADDITIONAL CABLE
Longer cable lengths available. Please call for details.

UL Recognized for
Water & Sewage



SPECIFICATIONS

PUMPING RANGE: 9 to 24 inches (23 cm to 61 cm)

CABLE: flexible 12 gauge, 2 conductor (UL, CSA) SJOW, water-resistant (CPE)

FLOAT: 3.05 inch diameter x 3.56 inch long (7.75 cm x 9.04 cm), high impact, corrosion resistant, PVC housing for use in sewage and non-potable water up to 120°F (50°C)

ELECTRICAL:

Voltage 50Hz/60Hz Single Phase	Max. Pump Run Current	Max. Pump Start Current	Recommended Pump HP
125 VAC	20 amps	120 amps	1 1/2 HP or less
250 VAC	20 amps	120 amps	3 HP or less

NOTE: This switch must be used with pumps that provide integral thermal overload protection. Certain pump applications may require the use of an external capacitor start kit.

OTHER INFORMATION

PUMP DOWN is normally open contacts for emptying. Available in pump down version only.

DIRECT WIRING

Units may be used with either 125 VAC or 250 VAC applications within specified amp ratings.

Call or fax your order!

1-888-DIAL-SJE (1-888-342-5753)  Fax 218-847-4617

*Product offering and pricing are subject to change without notice.
Please visit www.sjerhombus.com for the most current information.*



SJE RHOMBUS

www.sjerhombus.com
customer.service@sjerhombus.com