

# JUNCTION BOX CONNECTOR FORM

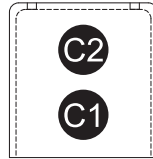
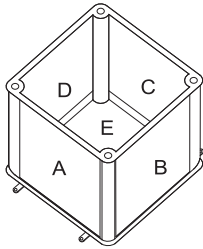
Please use this form when ordering junction boxes with special connector placements. This is a special order made specifically for SJE-Rhombus® customers. Special order products cannot be returned.

COMPANY NAME: \_\_\_\_\_ CONTACT: \_\_\_\_\_ PO #: \_\_\_\_\_

PHONE: \_\_\_\_\_ FAX: \_\_\_\_\_ EMAIL: \_\_\_\_\_ DATE: \_\_\_\_\_

## JUNCTION BOX INFORMATION - PLEASE CHECK BOX SIZE

4" X 4" X 4"




(C) Back



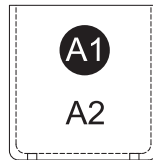
(D) Left



(E) Bottom



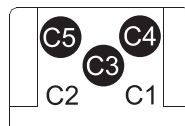
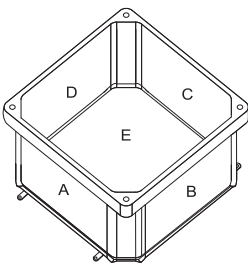
(B) Right



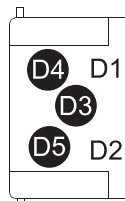
(A) Front

**NOTE:** Available with a 1" or 1.5" hub.  
Hub is always placed in the center of selected side. No other connectors can be installed on the same side as the hub.

6" X 6" X 4"



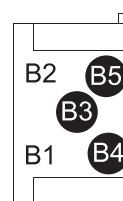
(C) Back



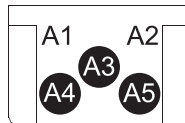
(D) Left



(E) Bottom



(B) Right



(A) Front

**NOTE:** Available with a 1", 1.5", 2", or 2.5" hub.  
Hub is always placed in the center of selected side. No other connectors can be installed on the same side as the hub.

## CONNECTORS AVAILABLE

- RCC - 8 (1/2")
- RCC - 12 (3/4")
- RCC - 16 (1") authorized placements only shown by ●
- UFCC - 8 (1/2")
- UFCC - 12 (3/4")
- 1" HUB
- 1.5" HUB
- 2" HUB
- 2.5" HUB

**NOTE:** For 6" x 6" x 4" junction box, connectors at locations C4, C5, A4 and A5 may make mounting feet difficult to access.

## LOCATION CONNECTOR HUB

LOCATION	CONNECTOR	HUB
1		
2		
3		
4		
5		
6		
7		
8		
9		
10		

SEE BACKSIDE FOR 8" X 8" X 4".

### FOR SJE-RHOMBUS INTERNAL USE ONLY

ORDER# \_\_\_\_\_

CONFIGURATION#: \_\_\_\_\_

**NOTE:** If you need assistance in completing this form, please call SJE-Rhombus Customer Service.

**Call or fax your order!**

1-888-DIAL-SJE (1-888-342-5753) ■ Fax 218-847-4617



**SJE RHOMBUS**

PO Box 1708, Detroit Lakes, MN 56502

1-888-DIAL-SJE • 1-218-847-1317

1-218-847-4617 Fax

email: customer.service@sjerhombus.com

www.sjerhombus.com H.3

