

JUNCTION BOX CONNECTOR FORM

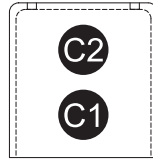
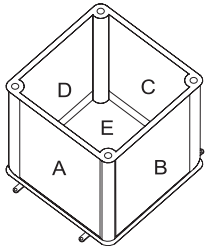
Please use this form when ordering junction boxes with special connector placements. This is a special order made specifically for SJE Rhombus® customers. Special order products cannot be returned.

COMPANY NAME: _____ CONTACT: _____ PO #: _____

PHONE: _____ FAX: _____ EMAIL: _____ DATE: _____

JUNCTION BOX INFORMATION - PLEASE CHECK BOX SIZE

4" X 4" X 4"




(C) Back



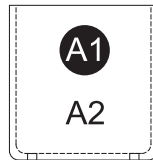
(D) Left



(E) Bottom



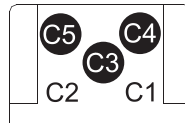
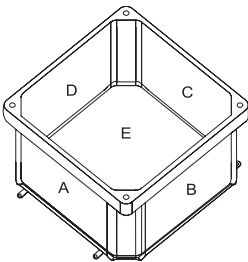
(B) Right



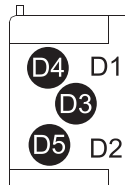
(A) Front

NOTE: Available with a 1" or 1.5" hub. Hub is always placed in the center of selected side. No other connectors can be installed on the same side as the hub.

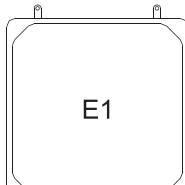
6" X 6" X 4"



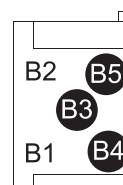
(C) Back



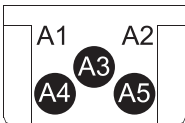
(D) Left



(E) Bottom



(B) Right



(A) Front

NOTE: Available with a 1", 1.5", 2", or 2.5" hub. Hub is always placed in the center of selected side. No other connectors can be installed on the same side as the hub.

CONNECTORS AVAILABLE

- **RCC - 8** (1/2")
- **RCC - 12** (3/4")
- **RCC - 16** (1") authorized placements only shown by ●
- **UFCC - 8** (1/2")
- **UFCC - 12** (3/4")
- **1" HUB**
- **1.5" HUB**
- **2" HUB**
- **2.5" HUB**

NOTE: For 6" x 6" x 4" junction box, connectors at locations C4, C5, A4 and A5 may make mounting feet difficult to access.

LOCATION CONNECTOR HUB

LOCATION	CONNECTOR	HUB
1		
2		
3		
4		
5		
6		
7		
8		
9		
10		

SEE BACKSIDE FOR 8" X 8" X 4".

FOR SJE RHOMBUS INTERNAL USE ONLY

ORDER# _____

CONFIGURATION#: _____

NOTE: If you need assistance in completing this form, please call SJE Rhombus Customer Service.

Call or fax your order!

1-888-DIAL-SJE (1-888-342-5753) • Fax 218-847-4617



SJE RHOMBUS

PO Box 1708, Detroit Lakes, MN 56502

1-888-DIAL-SJE • 1-218-847-1317

1-218-847-4617 Fax

email: customer.service@sjeinc.com

www.sjerrhombus.com

H.3

