

On the Level

Vol. X Issue 2
Winter 2012

In This Issue...

New UPS Tracking Tool

Page 1...

New and Improved
Ultra Nator™ System

Page 2...

Watch Our Product on
TV in February 2013!

Page 2...

C-Level™ Starter Boxes
use Floatless Technology

Page 3...

Intrinsically Safe Retro
Control Panel

Page 3...

SJE-Rhombus Donates
to United Way

Page 3...

Customer Training Event

Page 4...

**SJE
Rhombus**
www.sjrhombus.com

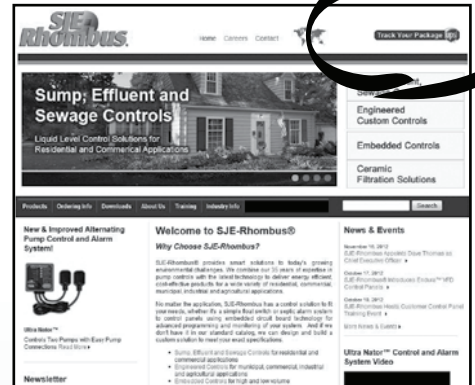
Track Your Shipments with On-Line UPS Tracking Tool

Now Available at www.sjrhombus.com

SJE-Rhombus now offers a new easy-to-use UPS tracking tool at www.sjrhombus.com. This exciting, hassle-free tool is designed to save you time by allowing you to track your UPS packages by SJE Order Number or UPS Tracking Number.

How Does it Work?

Simply go to www.sjrhombus.com. Click on the **UPS Track Your Package** icon on the upper right hand corner of the home page. This will bring you to the UPS Tracking Tool page where you can enter your SJE Order Number or UPS Tracking Number to track your package.



UPS Track Your Package Icon

To Track by SJE Order Number:

After you have placed your order with our customer service department, you will receive an order confirmation via fax or email (as requested) within 24 hours. Located on the upper right corner of your order confirmation is a 7-digit sales order number that begins with S followed by six numbers (example: **S361595**). Enter this Order Number in the tracking box and click "Track Your Package" for your UPS orders.

If you are currently receiving your order confirmations via fax, but would rather have them sent via email, please provide your email address to customer.service@sjrhombus.com.

To Track by UPS Tracking Number:

If you have provided your email address, you will receive an automatic email notification containing your UPS Tracking Number when your order ships. Enter this Tracking Number in the tracking box and click "Track Your Package".

In addition to this new UPS Tracking Tool, our website is full of tools to help you. Check out our videos on new products, troubleshooting flow charts, download literature, tradeshow calendar, industry information and much more. Don't forget to sign up for our e-newsletter to keep up-to-date with our latest products and events!

SJE-Rhombus	
Order Confirmation	Order Number: S361595
Confirmation Date: 9/25/12	Your Reference:
PO Number: 123-456	
Customer Address:	
SJE-Rhombus/CC Sales	
22650 County Highway 6	
PO Box 1708	
Detroit Lakes, MN 56502-1708	
US - UNITED STATES	

Tracking by SJE Order Number

Department Delivery Information	
Scheduled Delivery: 11/05/2012	
Shipment Detail	
Ship To:	Ship Via:
123 Lane, City, State, 00000	123 Lane, City, State, 00000
Number of Packages: 1	Number of Packages: 1
UPS Service: GROUND	UPS Service: GROUND
Weight: 0.6 LBS	Weight: 0.6 LBS
Tracking Number: (726)123035113646	Tracking Number: (726)123035113646
Reference Number 1: 726123035113646	Reference Number 2: Warranty

Tracking by UPS Tracking Number

New & Improved Ultra Nator™ System

The Ultra Nator™ control and alarm system, has a new and improved design with added features offered at the same price! It controls two alternating 120V 1 HP or 15 amp single phase pumps in duplex pump applications. The plug and play design features a factory-installed 10' power cord, floats and pump receptacles (no field wiring required to quickly connect two pumps).

New features:

- Alarm battery back-up with battery test feature-maintains function if primary power is lost and lets the user check battery condition
- Pump failure indicator, alerts user of potential pump problems
- Alarm test/reset push button switch
- Horn enable/disable push button switch
- Manual pump run push button switch
- Quick reference chart helps diagnose alarms or alerts
- Auxiliary contacts (normally open and normally closed) standard on all models

The improved Ultra Nator™ still has all these popular features:

- Alternating pump action to equalize pump wear
- Factory installed 10ft power cord, pump activation and alarm activation switches
- Green LED power on indicator
- Audible and red LED indicator visual high-water alarm
- Angled receptacles to accept standard or right angle pump plugs



Visit www.sjrhombus.com to learn more about the new features or view our new video on YouTube. (www.youtube.com)

Watch Our Product on TV

The EZ Series® Plugger control panel will be featured on an upcoming episode of the PBS television series, *HomeTime with Dean Johnson*. The TV crew recently filmed a septic system installation at a lake home in the North Woods of Wisconsin. The installer, Andy Rasmussen and Sons of Cable, Wisconsin requested our **EZ Series® Plugger control panel** for the residential application. The episode is scheduled to air on **February 2, 2013** – check your local listing for time. Mark your calendars!



SEASONS GREETINGS!

At the close of another year, we gratefully wish you a warm and happy holiday season!

SJE-Rhombus will be **CLOSED** for the holidays from **Monday, December 24, 2012** through **Friday, December 28, 2012**.


SJE-Rhombus will **RE-OPEN** for business **Monday, December 31, 2012** and be **CLOSED** **January 1, 2013**.

New C-Level™ Starter Boxes use Floatless Technology

The C-Level™ Starter Box control panel reliably controls one 120 VAC single phase motor. It utilizes a C-Level™ sensor to activate a power relay to turn the motor on and off.

The C-Level™ sensor is an **innovative, floatless solution**, sensing the water level by converting water pressure to a frequency signal that is read by the C-Level™ Starter Box control panel. Without any movement, the C-Level™ sensor is an excellent option for confined spaces. The C-Level™ Starter Box converts the C-Level™ signal to high and low level set points.

The C-Level™ Starter Box utilizes a NEMA 4X rated enclosure and includes start, stop and motor run indicator lights, manual run switch, and terminal block.




Common applications include pump chambers, sump pump basins, lift stations, dewatering and rain water harvesting. The C-Level™ Starter Box comes standard with a C-Level™ sensor (4' vent tube and 20' wire).



New Intrinsically Safe Retro Control Panels

For Intrinsically Safe Applications

Intrinsically Safe Retro control panels are designed to be used in conjunction with other SJE-Rhombus float-based control panels, requiring intrinsically safe float circuits.



The Intrinsically Safe Retro control panels can be field retrofitted with any SJE-Rhombus Build-A-Panel™ control panel being controlled by three or four control switches.

Intrinsically Safe Retro control panels incorporate a **three or four channel intrinsically safe module** to limit the amount of energy to switches, preventing ignition of flammable gases and an intrinsically safe partition to isolate the intrinsically safe wiring. The enclosure is NEMA 4X rated for indoor or outdoor installations. A terminal block for float connection is factory installed. An optional lockable latch prevents secures the enclosure.

Common applications include pump chambers, lift stations, or other installations **classified as hazardous locations requiring intrinsically safe circuits.**



SJE-Rhombus Donates to the United Way

SJE-Rhombus believes in community. In October, our employee-owners set an awesome goal to raise more than \$20,000 for the United Way. Through our company payroll-drive and countless fundraisers (lunches, raffles, and contests) we were able to raise **\$27,869.96** to help those in need.

We also had some fun with this year's United Way theme – **Be Somebody's Hero**. A “super hero” team was assembled to help with the fundraising events. Superman even came by SJE-Rhombus (see photo below) to present the “super” check to LuAnn Porter of the local United Way office.



Unusual Visitor Spotted at SJE-Rhombus!

SJE-Rhombus had an unusual visitor in October...a **PIG!** Apparently the pig must have gotten away from the farm down the road. This is not what we mean by a piggy-back switch!





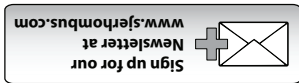
PO Box 1708
Detroit Lakes, MN 56502



SEASONS GREETINGS!



Follow us:



UPCOMING TRADE SHOWS

December 4 - 7
NGWA Expo • Booth #1012
Las Vegas, NV

January 11 - 13
National Precast Show
Indianapolis, IN

January 28 - 30
AHR Expo • Booth #213
Dallas, TX

February 12 - 14
NDRWA Expo
Fargo, ND

February 25 - 28
Pumper & Cleaner Expo
Booth #3007
Indianapolis, IN

March 5 - 7
MRWA Conference
St. Cloud, MN

SJE-Rhombus Hosts Customer Training Event

SJE-Rhombus recently conducted training for fifteen attendees representing several distributors, installers and manufacturer's representative agencies at its manufacturing headquarters located in Detroit Lakes, MN.

Training at SJE's facility included: control panel design, operation and troubleshooting; hands on panel assembly; and a tour of the facility. Float switches, Tank Alert® alarms, Build-A-Panel™, EZ Series® and IFS control panels were the focus of product training. The training covered product features, options, applications and panel configuration. Attendees traveled from Iowa, Minnesota, North Carolina, Texas and Wisconsin for this event. In addition to the training, attendees enjoyed a lake-side fish fry and fishing on a beautiful area lake.

